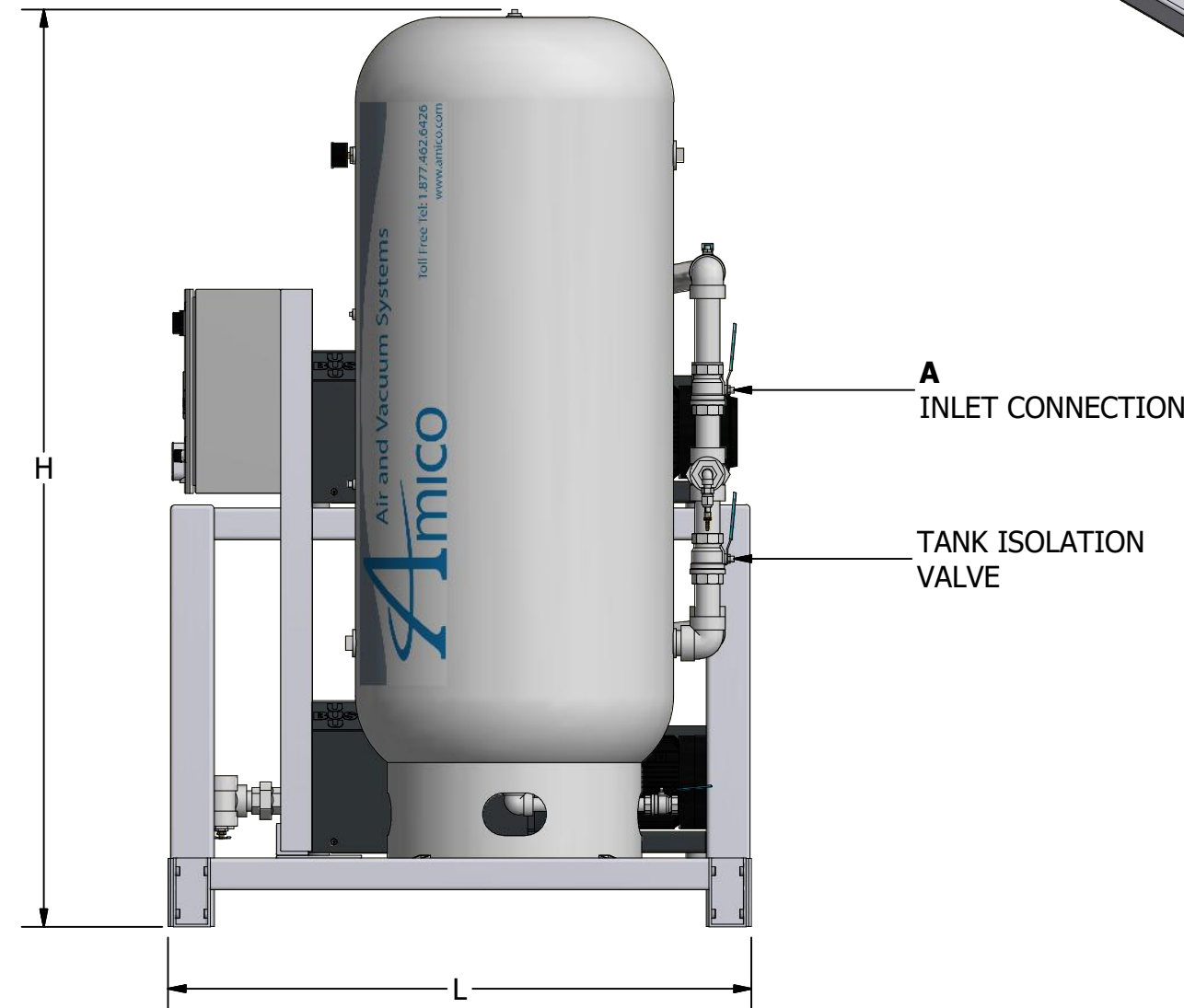
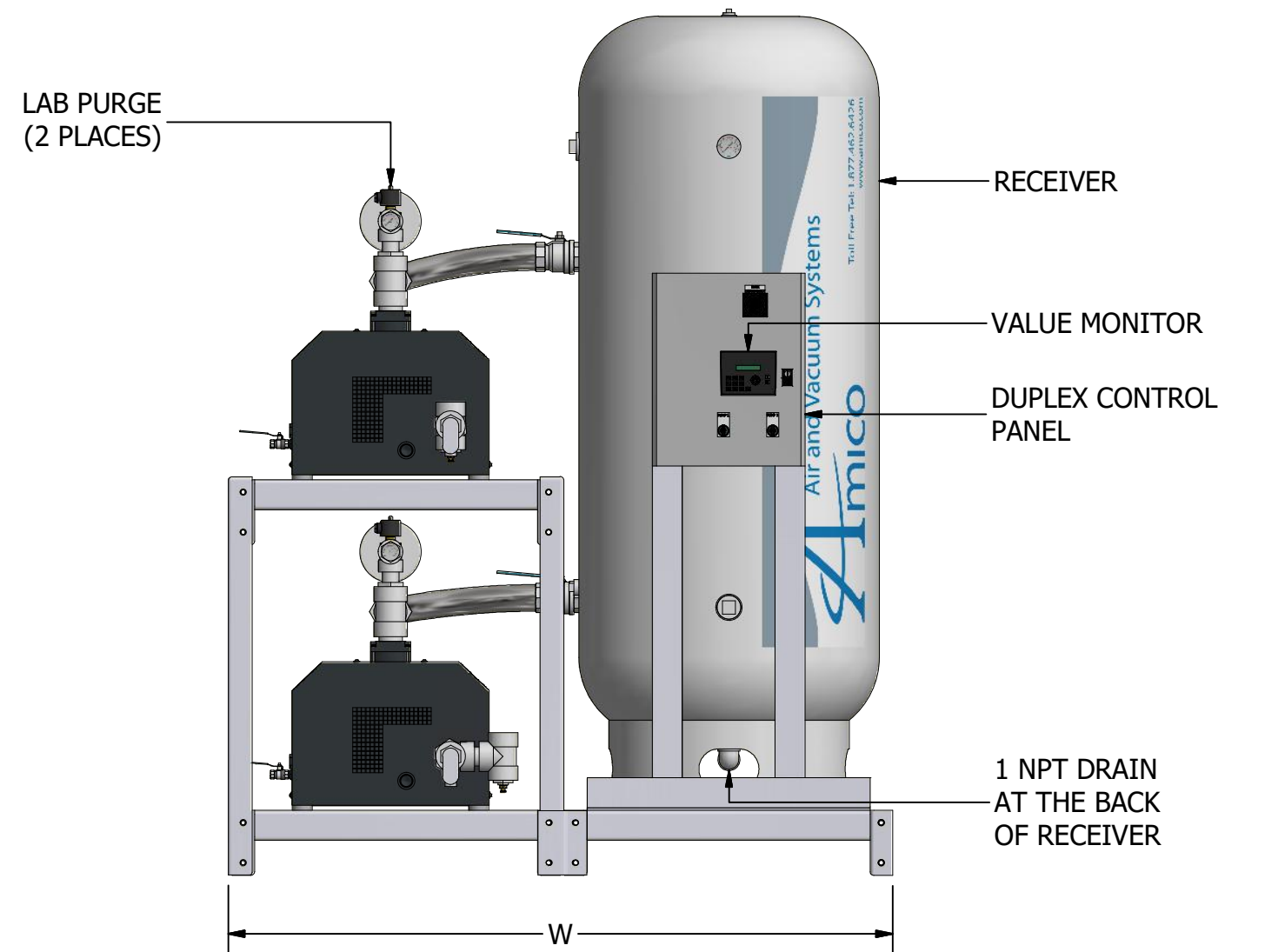

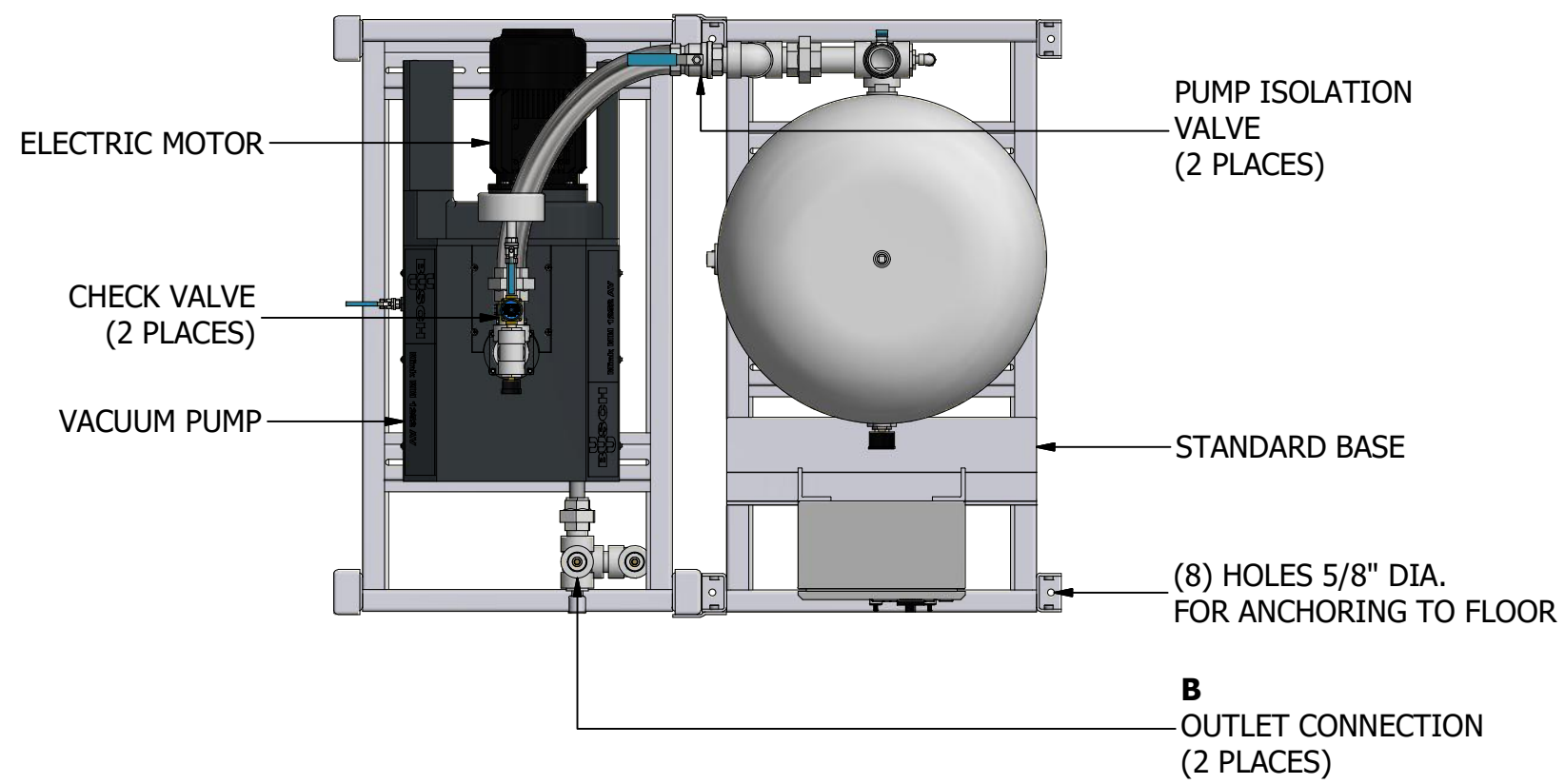


LAB CONTACTLESS CLAW - DRY DUPLEX STACK MOUNTED VACUUM SYSTEM (2.0 HP - 15.0 HP)



DIMENSIONS SUBJECT TO CHANGE WITHOUT NOTICE

MODEL	HP (kW)	A INLET NPT	B OUTLET NPT	TANK SIZE GALLON (LITRE)	PUMP SCFM @ 19" HG (LPM)		SYSTEM CAPACITIES @ 19" HG (LPM)		WEIGHT IN LBS (KG)	SQ. FT. REQUIRED (M ²)	SYSTEM FLA (WITH ALL PUMPS RUNNING)				SYSTEM BTU/HR	SOUND LEVEL dB (A)	W (M)	L (M)	H (M)
					50 Hz Motor	60 Hz Motor	50 Hz Motor	60 Hz Motor			208V	230V	380V**	460V					
V-CCD-D-200P-SS-L-020*	2 (1.49)	1.25	1.5	200 (757)	13.3 (377)	16.0 (453)	26.6 (753)	32.0 (906)	2083 (945)	25.6 (2.38)	18	16	8	8	10,178	73	67 (1.70)	55 (1.40)	91 (2.31)
V-CCD-D-200P-SS-L-030*	3 (2.24)	1.25	1.5	200 (757)	17.5 (496)	21.0 (595)	35.0 (991)	42.0 (1189)	2105 (955)	25.6 (2.38)	24	21	11	11	15,266	73	67 (1.70)	55 (1.40)	91 (2.31)
V-CCD-D-200P-SS-L-040*	4 (2.98)	1.25	1.5	200 (757)	24.2 (685)	29.0 (821)	48.4 (1371)	58.0 (1642)	2083 (945)	25.6 (2.38)	28	25	13	13	20,356	82	67 (1.70)	55 (1.40)	91 (2.31)
V-CCD-D-200P-SS-L-050*	5 (3.73)	1.25	1.5	200 (757)	31.7 (898)	38.0 (1076)	63.4 (1795)	76.0 (2152)	2105 (955)	25.6 (2.38)	35	31	13	15	25,444	82	67 (1.70)	55 (1.40)	91 (2.31)
V-CCD-D-200P-SS-L-064*	6.4 (4.77)	2.0	1.5	200 (757)	43.3 (1226)	52.0 (1472)	86.6 (2452)	104.0 (2945)	2303 (1045)	25.6 (2.38)	43	42	24	21	32,568	82	67 (1.70)	55 (1.40)	91 (2.31)
V-CCD-D-200P-SS-L-075	7.5 (5.59)	2.0	1.5	200 (757)	54.2 (1535)	65.0 (1841)	108.4 (3070)	130.0 (3681)	2325 (1055)	25.6 (2.38)	57	47	25	23	38,166	82	67 (1.70)	55 (1.40)	91 (2.31)
V-CCD-D-200P-SS-L-090*	9 (6.71)	2.0	2.0	200 (757)	64.2 (1818)	77.0 (2180)	128.4 (3636)	154.0 (4361)	2479 (1124)	30.2 (2.81)	60	55	30	28	45,800	85	67 (1.70)	65 (1.65)	91 (2.31)
V-CCD-D-200P-SS-L-100*	10 (7.46)	3.0	2.5	200 (757)	72.5 (2053)	87.0 (2464)	145.0 (4106)	174.0 (4927)	2679 (1215)	34.4 (3.20)	65	56	33	28	50,888	86	74 (1.88)	67 (1.70)	91 (2.31)
V-CCD-D-200P-SS-L-150*	15 (11.2)	3.0	2.5	200 (757)	107.5 (3044)	129.0 (3653)	215.0 (6088)	258.0 (7306)	2701 (1225)	38.5 (3.58)	95	83	34	41	76,332	85	74 (1.88)	75 (1.91)	91 (2.31)

*SYSTEM CONFIGURATION DIFFERS FROM MODEL SHOWN

**380 VOLT DATA PROVIDED AT 50HZ
ALL OTHER VOLTAGES ARE RATED AT 60 HZ

ADDITIONAL MODELS AVAILABLE UPON REQUEST



85 Fulton Way, Richmond Hill
Ontario, L4B 2N4 Canada
71 East Industry Court
Deer Park, NY 11729
Direct Tel: 905.764.0800
Tel: 1.877.462.6426
Fax: 1.866.440.4986