

Compact Alarm



Features:

- Digital sensors can be mounted locally or remotely utilizing a #22 gauge stranded, shielded, twisted pair cable ONLY
- True digital LED read-out with red "alarm", normal green trend indicator for each service
- Illuminated LED display readable even in poor lighting conditions
- Psi, kPa or BAR read-out (switch selected)
- High/low alarm set-points are field adjustable for each gas service
- Repeat alarm, adjustable 1 to 60 minutes or off
- Gas specific sensor with DISS nut and nipple. Display module with an error message for incorrect sensor to display connection
- Up to 12 gases in a standard configuration
- Alarm buzzer in excess of 90 decibels
- Individual microprocessor for each display and sensor module
- All modules mounted on a hinged frame for easy accessibility
- Dry contacts are used between master module and source equipment for remote monitoring of high and low alarms
- Sensors housed in a solid, tamper-proof enclosure to act as a barrier against any interference
- Gas specific sensor with DISS nut and nipple

General Specifications:

The Compact Digital Alarm system shall be an Amico Alert-2 Series, complete with a five-year warranty.

Each module of the Compact Alarm shall be microprocessor based with individual microprocessors on each display and sensor board. The sensors shall be capable of local [in box] or remote mounting. Each sensor and display unit shall be gas specific, with an error message display for an incorrect connection.

The Amico Alert-2 Compact Alarm can accommodate up to 12 gases.

Each specific Area service for the Compact Alarm shall be provided with an LED digital read-out comprising of 0-250 psi [0-1,724 kPa] for pressure and 0-30 inHg [-100-0 HgkPa] for vacuum. The digital read-out shall provide a constant indication of each service being measured. It will indicate a green "NORMAL" and a red "HIGH" or "LOW" alarm condition. If an alarm occurs, the "RED" alarm light shall flash and the audible alarm will sound. Pushing the "ALARM MUTE" button will cancel the audible alarm, but the unit will remain in the alarm condition until the problem is rectified.

The default set point on the Compact Alarm shall be +/-20% variation from normal condition. In the calibration mode the following parameters shall be field adjustable: High/Low set-points, Imperial/Metric units, Repeat alarm Enable/Disable. Set points shall be adjustable by two on board push buttons.

Each Compact Alarm module shall be microprocessor based and be field adjustable.

A repeat alarm function shall, when enabled on the Compact Alarm, be capable of turning on the buzzer again [after a preset time] if the fault condition has not been rectified.

The box shall be fabricated from 18 gauge [1.3 mm] steel with 1/4" [6.4 mm] I.D. type "K" copper pipe for connection to the service line. The box mounting brackets shall be adjustable to accommodate for different wall thickness.

Input power to the Amico Alert-2 alarm is: 115 VAC to 220 VAC, 50 to 60 HZ. Amico products comply with NFPA 99 and CSA Z7396.1.

The Amico Alert-2 Alarm complies with the following electromagnetic compatibility standards: FCC Part 15 Class A and ICES-003 Class A.

Project

Technical Specifications

Inch [mm]

Dimensions: 1.65 [42], 1.65 [42], 1.65 [42], 1.65 [42], 1.65 [42], 1.65 [42], 1.65 [42], 1.65 [42], 1.65 [42], 1.65 [42], 1.7 [43], 1.5 [38]

10 [254]

3/4 [19]

7-3/16 [182]

1-1/4 [32]

9 [229]

7 [178]

5/8 [16]

4 [102]

7.5 [191]

6.375 [162]

Used for Local Sensor Application
1/4 [6.4] (I.D.)
Type "K" Copper Pipe

Brazing Filler
Metal AWS Spec. BAq-7

1/2 - 14NPSMTHD.
Brass 1 [25] HEX

1/4 [6] NPT

Finish Wall Thickness
0.5 [12.7] to 1 [25.4]

1.88 [48]

6" - 8" [0.1 m - 0.2 m] #22 gauge stranded, shielded and twisted pair cable supplied


Wrench Flats 1 [25]

1/2" Conduit Connection

(Approximate, can vary)

DISS Connector

Number of Display Modules	A	B	Gang
From 1 to 3 modules	14 [356]	15 [381]	4
From 1 to 6 modules	24 [610]	25 [635]	7



"X" indicates the order of gases, as shown above.
example: OAV (position 1 OXY, position 2 AIR, position 3 VAC)

Number of Gases	Weight (lbs)	Number of Gases	Weight (lbs)
1 Gas	8	7 Gas	18
2 Gas	9	8 Gas	19
3 Gas	10	9 Gas	20
4 Gas	11	10 Gas	21
5 Gas	12	11 Gas	22
6 Gas	13	12 Gas	23

NOTE: The Standard alarm shipment with 4 & 7 gang.
1-6 gas Compact & 10-30 points Master alarm ship with 4 gang.
7-12 gas Compact & 40-60 points Master alarm ship with 7 gang.

Model Numbers

A2DRL-XXXXXXXXXXXX

Remote/ Local Sensors = R
Conversion = C

The Letter "L" Defines the Language:

English (NFPA) = U
English (CSA) = E
French (CSA) = F
Spanish (NFPA) = S


The Letter "X" Defines the Type of Gas:

Oxygen = O
Medical Air = A
MedVac = V
Nitrous Oxide = 2
Nitrogen = N
Carbon Dioxide = C
WAGD (NFPA) = W
AGSS (ISO) = E
Instrument Air = I

Technical Specifications



2 module =
A2DRU-XX
4 gang back box




4 modules =
A2DRU-XXXX
4 gang back box



6 modules =
A2DRU-XXXXXX
4 gang back box



8 modules =
A2DRU-XXXXXXXX
7 gang back box



10 modules =
A2DRU-XXXXXXXXXX
7 gang back box



12 modules =
A2DRU-XXXXXXXXXXXX
7 gang back box

- Compact Alarm (Remote/Local) - 1 Gas
- Compact Alarm (Remote/Local) - 2 Gas
- Compact Alarm (Remote/Local) - 3 Gas
- Compact Alarm (Remote/Local) - 4 Gas
- Compact Alarm (Remote/Local) - 5 Gas
- Compact Alarm (Remote/Local) - 6 Gas
- Compact Alarm (Remote/Local) - 7 Gas
- Compact Alarm (Remote/Local) - 8 Gas
- Compact Alarm (Remote/Local) - 9 Gas
- Compact Alarm (Remote/Local) - 10 Gas
- Compact Alarm (Remote/Local) - 11 Gas
- Compact Alarm (Remote/Local) - 12 Gas

- A2DRU-X**
- A2DRU-XX**
- A2DRU-XXX**
- A2DRU-XXXX**
- A2DRU-XXXXX**
- A2DRU-XXXXXX**
- A2DRU-XXXXXXX**
- A2DRU-XXXXXXXX**
- A2DRU-XXXXXXXXX**
- A2DRU-XXXXXXXXXX**
- A2DRU-XXXXXXXXXXX**
- A2DRU-XXXXXXXXXXXX**

Distributed By: