

















Philips Ordering Guide Reference Chart



Device	Mounting Kit	Mounting Platform	Restrictions	Add-ons
 <p>Philips SureSigns VS2+ 4.3 lbs (2 kg)*</p>	 <p>PH-SSVM-PLT-00</p>	 <p>AHM-050</p>	N/A	 <p>Cable and Patient Leads</p>
		 <p>SSM-050</p>	N/A	
		 <p>TTM-05-450-A00</p>	N/A	 <p>Power Supply</p>
		 <p>RS1-420-PKG</p>	N/A	

Philips Ordering Guide Reference Chart



Device	Mounting Kit	Mounting Platform	Restrictions	Add-ons
 <p>Cable and Patient Leads</p>	 <p>CRDHLDR</p>	 <p>AHM-050</p>	Mounts below with primary device on AHM/SSM	N/A
		 <p>SSM-050</p>		
	 <p>101004-MON-BB</p>	N/A	Mounts on MRS rail with AHM/SSM	N/A
 <p>Power Supply 1.5 lbs (0.9 kg)*</p>	N/A	 <p>PWRHLD-MON</p>	Mounts on MRS rail with AHM/SSM	N/A
	N/A	 <p>PWRHLD-R125</p>	Use R125 adapter when mounting on Roll Stand	N/A

*Weight provided to help approximate mounting capacity. For reference only.