

# Equipment Mounts

## Diagnostic Equipment



Using equipment rail to mount your diagnostic and other equipment makes it easy for your staff to manage equipment while minimizing room downtime. Equipment can be easily replenished and thoroughly cleaned outside the room, and equipment changeovers are completed without downtime for drywall repairs and painting.

### Features:

- Rail mounts enable flexible positioning vs traditional wallboards
- Compatible with a range of brands
- Facilitates easy movement of equipment for room changeovers and terminal sterilization
- Minimizes downtime in patient rooms during equipment changeovers
- Can be mounted to any headwall, power column, flatwall, equipment boom or direct rail option

### Adapter Options:

- A** Amico Horizontal Rail Mount (Compatible with Amico and Modular)
- V** Amico Vertical Rail Mount (Compatible with Modular Rail)
- F** Fairfield Rail Mount (push button optional)
- E** DIN 25 mm (1") Rail Mount (30 mm (1.2"), 35 mm (1.4") optional)
- C** 1 ¼" (31.75 mm) Pole Mount
- M** Monitor Rail Mount
- D** Dovetail Rail Mount (Compatible with Ohmeda Rail)
- G** Hill-Rom Vertical Rail Mount
- S** HSI Mount-Vertical Rail Mount
- W** Direct Wall Mount

Amico Accessories includes all adapters required for the above rail systems

Check out more of our  
**Diagnostic**  
Equipment



[www.amico.com/products/diagnostic-equipment](http://www.amico.com/products/diagnostic-equipment)

# Equipment Mounts

## Amico BP Aneroid



- |                         |                       |
|-------------------------|-----------------------|
| <b>A</b> AM-AL-LF2118   | <b>G</b> AM-GL-LF2118 |
| <b>V</b> AM-VL-LF2118   | <b>S</b> AM-SL-LF2118 |
| <b>F</b> AM-FL-LF2118   |                       |
| <b>E</b> AM-E25L-LF2118 |                       |

System includes; gauge, inflation system, adult cuff, and cuff basket

## Cuff Basket



- |                        |                         |
|------------------------|-------------------------|
| <b>A</b> AM-767MNT-A   | <b>C</b> AM-767MNT-R125 |
| <b>V</b> AM-767MNT-V   | <b>M</b> AM-767MNT-MON  |
| <b>F</b> AM-767MNT-F   | <b>G</b> AM-767MNT-G    |
| <b>E</b> AM-767MNT-E25 | <b>S</b> AM-767MNT-S    |

Mounting plate prevents cuffs from easily falling out


## Welch Allyn 767 Aneroid



- |                        |                         |
|------------------------|-------------------------|
| <b>A</b> AM-767MNT-A   | <b>C</b> AM-767MNT-R125 |
| <b>V</b> AM-767MNT-V   | <b>M</b> AM-767MNT-MON  |
| <b>F</b> AM-767MNT-F   | <b>G</b> AM-767MNT-G    |
| <b>E</b> AM-767MNT-E25 | <b>S</b> AM-767MNT-S    |

Mounting plate only, BP system not included

## Welch Allyn 767 or 777 Oto/Ophthalmoscope



- |                        |                         |
|------------------------|-------------------------|
| <b>A</b> OPTHALMNT-A   | <b>C</b> OPTHALMNT-R125 |
| <b>V</b> OPTHALMNT-V   | <b>M</b> OPTHALMNT-MON  |
| <b>F</b> OPTHALMNT-F   | <b>G</b> OPTHALMNT-G    |
| <b>E</b> OPTHALMNT-E25 | <b>S</b> OPTHALMNT-S    |

Mounting plate only, Transformer not included

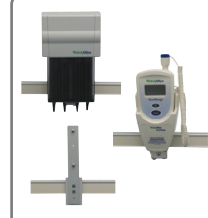
## Welch Allyn 5091 Aneroid



- |                         |                          |
|-------------------------|--------------------------|
| <b>A</b> AM-5091MNT-A   | <b>C</b> AM-5091MNT-R125 |
| <b>V</b> AM-5091MNT-V   | <b>M</b> AM-5091MNT-MON  |
| <b>F</b> AM-5091MNT-F   | <b>G</b> AM-5091MNT-G    |
| <b>E</b> AM-5091MNT-E25 | <b>S</b> AM-5091MNT-S    |

Mounting plate only, BP system not included


## Welch Allyn SureTemp or KleenSpec Holder



- |                      |                       |
|----------------------|-----------------------|
| <b>A</b> SPECHLD-A   | <b>C</b> SPECHLD-R125 |
| <b>V</b> SPECHLD-V   | <b>M</b> SPECHLD-MON  |
| <b>F</b> SPECHLD-F   | <b>G</b> SPECHLD-G    |
| <b>E</b> SPECHLD-E25 | <b>S</b> SPECHLD-S    |

Mounting plate only, devices not included


## Trimline 4300 Aneroid



- |                         |                          |
|-------------------------|--------------------------|
| <b>A</b> AM-4300MNT-A   | <b>C</b> AM-4300MNT-R125 |
| <b>V</b> AM-4300MNT-V   | <b>M</b> AM-4300MNT-MON  |
| <b>F</b> AM-4300MNT-F   | <b>G</b> AM-4300MNT-G    |
| <b>E</b> AM-4300MNT-E25 | <b>S</b> AM-4300MNT-S    |

Mounting plate only, BP system not included

## WA Baum Wall or ADC 750W Aneroid



- |                         |                          |
|-------------------------|--------------------------|
| <b>A</b> AM-750WMNT-A   | <b>C</b> AM-750WMNT-R125 |
| <b>V</b> AM-750WMNT-V   | <b>M</b> AM-750WMNT-MON  |
| <b>F</b> AM-750WMNT-F   | <b>G</b> AM-750WMNT-G    |
| <b>E</b> AM-750WMNT-E25 | <b>S</b> AM-750WMNT-S    |

Mounting plate only, BP system not included

## Filac 3000 or Genius 2 Mount



- |                     |                      |
|---------------------|----------------------|
| <b>A</b> TP-A-MNT   | <b>C</b> TP-R125-MNT |
| <b>V</b> TP-V-MNT   | <b>M</b> TP-MON-MNT  |
| <b>F</b> TP-F-MNT   | <b>G</b> TP-G-MNT    |
| <b>E</b> TP-E25-MNT | <b>S</b> TP-S-MNT    |

Mounting plate only

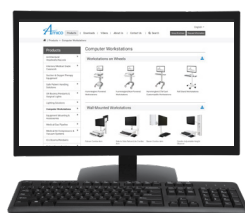
## Exergen Mount



- |                           |                           |
|---------------------------|---------------------------|
| <b>A</b> XG-INHLD-BKT-A   | <b>C</b> XG-INHLD-BKT-R25 |
| <b>V</b> XG-INHLD-BKT-V   | <b>M</b> XG-INHLD-BKT-MON |
| <b>F</b> XG-INHLD-BKT-F   | <b>G</b> XG-INHLD-BKT-G   |
| <b>E</b> XG-INHLD-BKT-E25 | <b>S</b> XG-INHLD-BKT-S   |

Mounting plate only. Compatible with Exergen thermometer housing model# 134305/134306/134307/134308 & wall mount bracket #134201

Please visit [www.amico.com](http://www.amico.com) for all technical specifications, installation instructions, detailed AutoCAD drawings, and more Mounting Solutions.



Distributed By:

